

Caledos V2.1 for Windows 95

Automatic Wallpaper changer for Windows 95 on PC with 80486 or greater.

This is a **PUBLIC DOMAIN** software, and as being such is freely distributable by any transmission medium, as long as it is distributed in its original .ZIP file with no addition or change. It CANNOT be sold and whoever requires a payment for it (except for the cost of the diskette and/or a minimum fee for the distribution) commits a crime.

SUMMARY

[Installation](#)

[Uninstallation](#)

[History and New Features](#)

[Using...](#)

[About Author](#)

[Warranty limitations](#)

[How does it work](#)

[Where i can find Caledos](#)

[Acknowledgements](#)

CARDWARE +

If you like the program you have the **moral obligation** of sending the author an illustrated postcard of your town with your greetings, comments, critics and suggestions about the software he produced.

Write to:

«Nicola Delfino

+ Via Piave, 13
80025 Casandrino NA
Italy
) +39-81-8334213 (outside Italy)
) 081-8334214 (from Italy)
: sdlfn037@u6000.csif.unina.it (Internet)
: Nicola.Delfino@p9.f231.n335.z2.fidonet.org (Internet)
: Nicola Delfino@2:335/231.9 (FIDOnet)

in any case if you want to notify bugs you can use one of these E-Mail Addresses.

You can install Caledos with Setpu.exe program included !
It will copy all required files into Windows/System directory. You can configure it from Control Panel via the
'Wallpaper Changer' utility.

You can uninstall Caledos from Control Panel via the “Add/Remove Programs” application !!

History and New Features of Caledos

Version 2.1

Full support to Long File Names

Multiple file selection allowed

Now remembers last directory visited

Bug Fixed : On first start, now 'On button' is already set with 'Change on Start' and 'Tile'

Bug Fixed : Drag and Drop of not *.BMP files now isn't allowed

Bug Fixed : Now can read BMP file into root directory

Bug Fixed : Now you can use 'parent command' [..] into empty directory too !

Version 2.0


* First Version for Windows 95 *

* Rewritten all source code *

Use of registry

Drag and Drop with Long File Name support

'Change Now' now works on both the list boxes

'Add all BMP of current directory' button added ()

Uninstallation via "Add/Remove Programs" application in Control Panel

'Info When Start' function removed.

Version 1.5

Setup via Control Panel

Caledos from Shareware becomes Cardware without limits on number of Bitmaps that you can select.

installation procedure added

'Change now' button added

Random added

Force Change button added

Some Bug fixed...


This is the ultimate version for Widows 3.x. you can find it on mirrors of CICA in directory win3/desktop (maybe...) or on ISN (Italian Shareware Network) if you are italian... in any case use ARCHIE with string 'CALEDO15.ZIP' to find the nearest mirror to you.

Version 1.0


First Version, Shareware, with the limit of 10 Bitmaps on Unregistred Version

Using...

To configure Caledos, you must run Windows Control Panel and click twice on the Wallpaper Changer icon.

Once the program starts, it shows a dialog box that allows you to choose which .BMP images are to be displayed, and the time interval between wallpaper changes: to add an image to the list, you must enter the listbox on the left with your mouse pointer, and browse the directory until you find the bitmap file you want; select the file name with a click and then press the  button, or double-click the file name: the selected file name will appear in the list box on the right, which contains the names of the images used as wallpaper. You can add a wallpaper with Drag and Drop method too, dragging a bitmap from the Explorer to the list box on the right.

To add all file .BMP of current directory press  button.

To remove a file name from the list box on the right, you have to select it with a mouse click and then press the  button.

To remove the whole list of selected images, use the  button.

By checking / un-checking the **ON** button you can enable/disable Caledos; when the program is disabled in this way, it doesn't change the wallpaper, but still retains the list of selected images.

The **RANDOM** button, if checked, allows Caledos to choose randomly the next wallpaper from the selected images list each time the wallpaper needs to be changed; otherwise the selected bitmaps are used in the order they are listed in.

If the **FORCE CHANGE** button is off then on startup, caledos updates the wallpaper, but it will show it next time that you'll run Windows.

The **CHANGE NOW !** button allows you to select the next wallpaper to use among those in the right and left list box.

The **TILE** and **CENTRE** buttons determine the way the wallpaper is displayed. If **CENTRE** is checked, there will be one copy of the bitmap at the centre of the screen; otherwise, if **TILE** is checked, the screen is filled with as many copies of the bitmap as it will needs, arranged like tiles.



Nicola Delfino

Born in Naples (Italy) on 29 Feb 1972, pisces with ascendent pisces, height 1.77 meters, brown hair, green eyes. Hobbies (other than computer programming): photography, strumming guitar and piano, bonsai cultivation, jogging and tennis. Student at the 5th year (1995-96) of Software Engineering at the "Federico II" University of Naples. Handsome and nice, he's looking for a women max. 85 years old for a tranquil friendship and eventually a marriage. Don't call if you're not a very rich heiress...

P.S.

For the registration I'd prefer you send me real-mail, not e-mail, since they are nicer to collect. Possibly send me an illustrated postcard with a picture of your town.

+ Via Piave, 13
80025 Casandrino NA
Italy
) +39-81-8334213 (outside Italy)
) 081-8334214 (from Italy)
: sdlfn037@u6000.csif.unina.it (Internet)
: Nicola.Delfino@p9.f231.n335.z2.fidonet.org (Internet)
: Nicola Delfino@2:335/231.9 (FIDOnet)

Warranty Limitations

The present software is distributed "AS IS" with no kind of warranty, explicit or implicit. The user will assume all risks about quality and performance of the product. The user, (and in no case the author), will be responsible of every damage caused by a proper or improper use of this software.

HOW DOES IT WORK

When you install the program, the file **CALEDOS.EXE** (the effective wallpaper changer) is copied into the Windows directory. Then, each time Windows starts up, **CALEDOS.EXE** reads from the Registry `HKEY_LOCAL_MACHINE/ SOFTWARE/delfinosoft/caledos` (also in the Windows directory) the information it needs (wallpapers list, change frequency etc.) in order to determine the appropriate wallpaper, and sets a line `Wallpaper=...` in the `HKEY_CURRENT_USER/ Control Panel/ Desktop/` section of the Registry file. **CALEDOS.CPL**, accessible through the Control Panel, modifies the contents of `HKEY_LOCAL_MACHINE/ SOFTWARE/ DelfinoSoft/Caledos`.

NOTE:

since Caledos modifies Registry when Windows is already running, the change will have no effect until the next Windows startup (if you haven't select "Force Change Options"). This means, for example, that if you configure Caledos to modify the wallpaper every week, the change will become effective from the 2nd time you run Windows in the 7th day.

Caledos has been developed using the Microsoft Visual C++ 4.0. It does not use object oriented programming since it uses extensively the Windows API interface. However, some of the C extension have been used, so the source cannot be compiled with a pure C compiler.

This help file has been developed with Microsoft Help Workshop 4.0 + Microsoft WinWord 7.0.

That's all, folks!

You can find Caledos :

in <u>Italy</u>	on ISN (Italian Shareware Network)
out of <u>Italy</u>	on mirrors of SimTelNet Win95 and Winsite Win95

for more information about the latest available version of **Caledos** please contact the author

ACKNOWLEDGEMENTS

I'd like to thank :

Pasquale Foggia foggia@amalfi.dis.unina.it

(the translator of Caledos v1.5)

Raffaele Romano (Official β -Tester)

Ciro *Bug Finder* D'Elia (Release Tester)

Tonia Russo (not Official β -Tester that owns my old RAM with parity bit..)

(for their hints)

Elaine Gaertans (Montreal - Canada) 102160.666@compuserve.com

Jimmy Human (Cape Town - South Africa) unclejim@norton.ctech.ac.za

Alan P. Scott (Portland - Oregon - USA) ascott@egreen.wednet.edu

Susan L.Feldman & Jeffrey J. Argentos (San Francisco - California - USA)

Denio Dontenville (Strasbourg - France)

Giobini Manuel (Castelfidardo, Ancona - Italy)

James Emerson (Urangan, Hervey Bay - Australia) lemon@peg.apc.org

Paolo Guarise (Ramon di Loria, Treviso - Italy)

(for the wonderful Postcards and their very interesting hints)

